

Shodo Course Level Guide

Last updated July 20, 2023

The links below will take you to each level in order of increasing experience. Please reference the sample images provided in each level.

- [Basic Kanji](#)
- [Kanji](#)
- [Kana](#)

Basic Kanji

Students will mainly learn how to write kanji in the 楷書 (kaisho)/regular script.

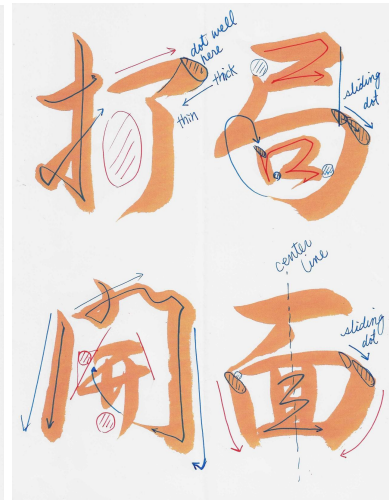

楷書 (kaisho)






Kanji

Every week, two typefaces from 行書 (gyosho) / semi-cursive, 草書 (sosho) / cursive, and 隸書 (reisho) / clerical script are practiced in the class.

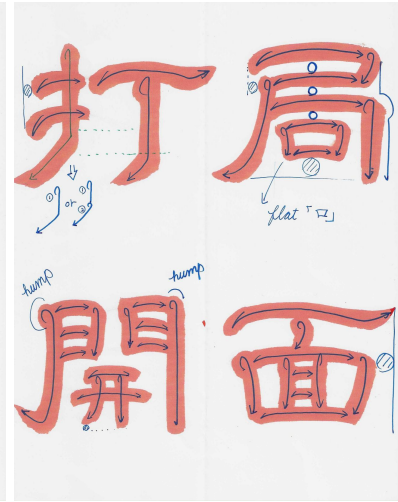

行書 (gyosho)



草書 (sosho)



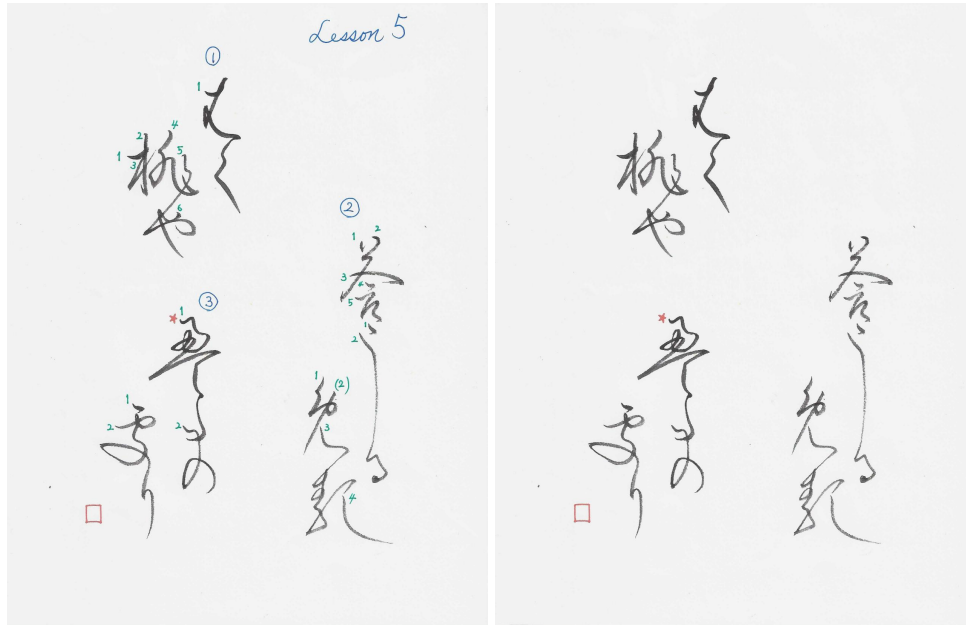
隸書 (reisho)



Kana

Students will write 俳句 (haiku) and 短歌 (tanka) using the Japanese syllabaries of hiragana, 万葉仮名 (man'yogana (classic hiragana)), and 草書 (soshō) /cursive script.

俳句 (haiku)



短歌 (tanka)

